



NTSB National Transportation Safety Board

Most Wanted Transportation Safety Improvements

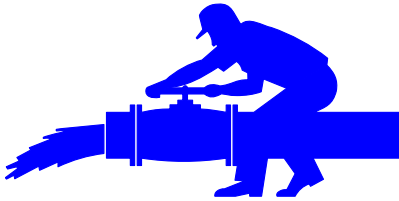
“...a program to increase the public’s awareness of, and support, action to adopt safety steps that can help prevent accident and save lives.”

Safety Recommendations


Issued Since 1967

TOTAL = 12,372

Pipeline 1215 (9.8%)



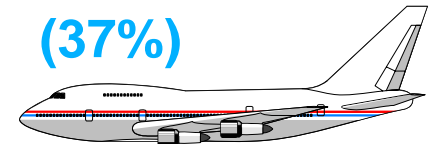
Railroad 2027 (16.4%)



Marine 2290 (18.5%)



Aviation 4574 (37%)



Intermodal 229 (1.9%)



Highway 2037 (16.5%)



September 2005



NTSB MOST WANTED

Transportation Safety Improvements

NTSB Safety Recommendations

82%: Overall acceptance rate

**85%: Most Wanted List
acceptance rate**



NTSB **MOST WANTED**

Transportation Safety Improvements

796 open recommendations

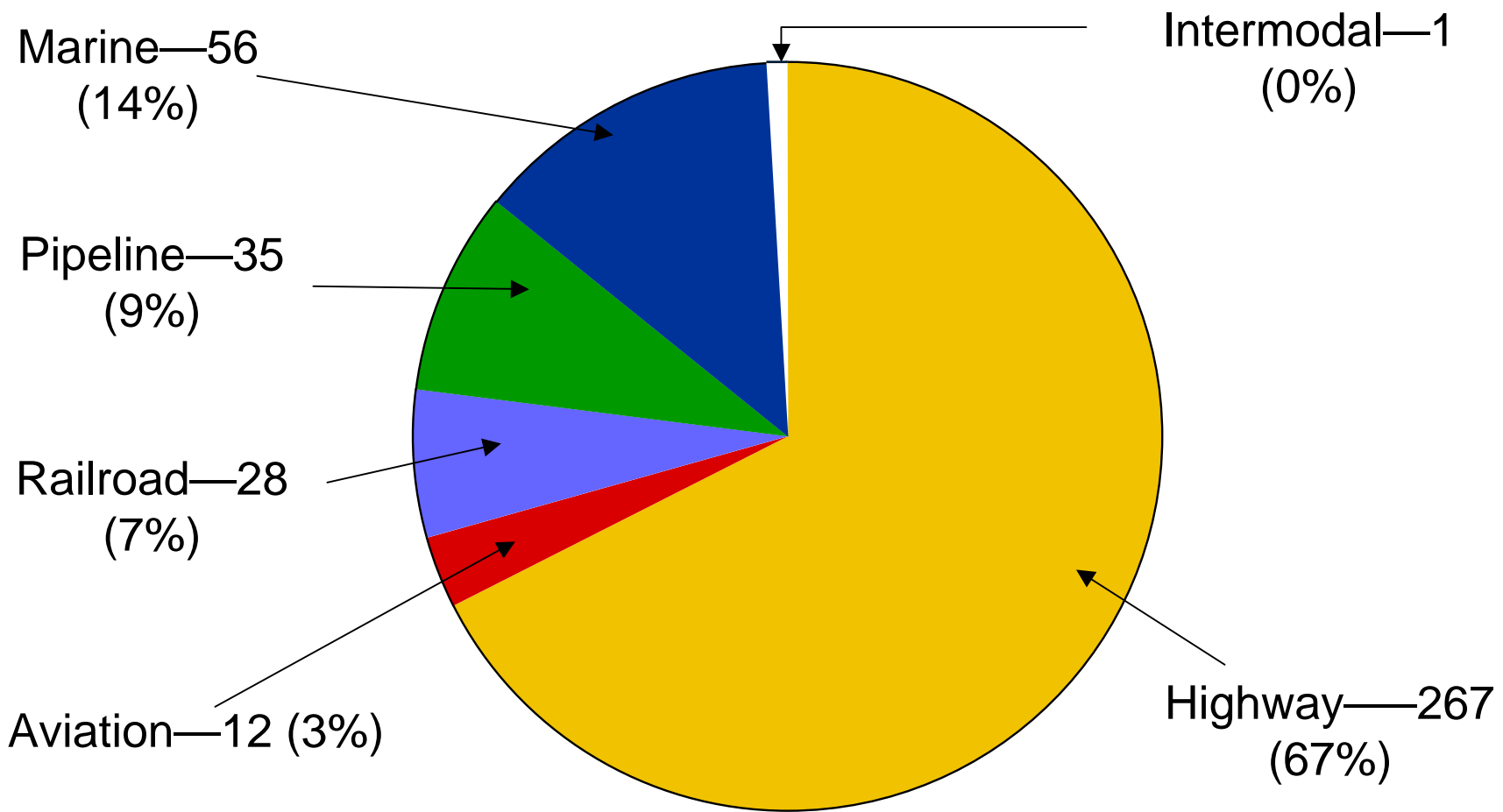
- 488 to the DOT modal agencies
- 45 to the Coast Guard
- 31 to the States (20 highway, 1 aviation, 9 marine, and 1 rail)
- 179 to industry and advocacy organizations
- 53 others



NTSB MOST WANTED

Transportation Safety Improvements

State Recommendations Issued by Mode Since 1967—399 Total





NTSB **MOST WANTED**

Transportation Safety Improvements

Safety recommendation issue areas selected for intensive follow-up and heightened awareness

- Will impact or enhance safety of the national transportation system
- Have a high level of public visibility or interest
- Will benefit from a special form of encouragement



NTSB MOST WANTED

Transportation Safety Improvements

Current Number of Safety Recommendations on Most Wanted List

Listed by Recipient

Recipient	No. of Recs.
Sec. DOT	1
FAA	20
FMCSA	10
FHWA	0
NHTSA	4
RSPA	2
FRA	2
USCG	9
Subtotal DOT and DHS	48

Recipient	No. of Recs.
States	10
Subtotal non-DOT	10

Grand Total —58 Recommendations



NTSB MOST WANTED

Transportation Safety Improvements

Existing List

Improve Child Occupant Protection

Enact Primary Seat Belt Enforcement Laws

Promote Youth Highway Safety

Eliminate Hard Core Drinking Driving

Improve School Bus/Grade Crossing Safety

Enhance Recreational Boating Safety



State Response to the Most Wanted List Recommendations

- Surveyed all States proactively
- 50 States and territories provided updates



NTSB **MOST WANTED**

Transportation Safety Improvements

Advocacy Division Staff

Kevin Quinlan, Chief

Steve Blackistone, State & Local Liaison

Bill Gossard, Boating Safety

Stephanie Perkins, Occupant Protection Assistant

Danielle Roeber, Alcohol and Occupant Protection

Terry Weaver, Legislative Tracking & Support

Nicholas Worrell, Research Support



NTSB **MOST WANTED**

Transportation Safety Improvements

Improve Child Occupant Protection



Improve Child Occupant Protection

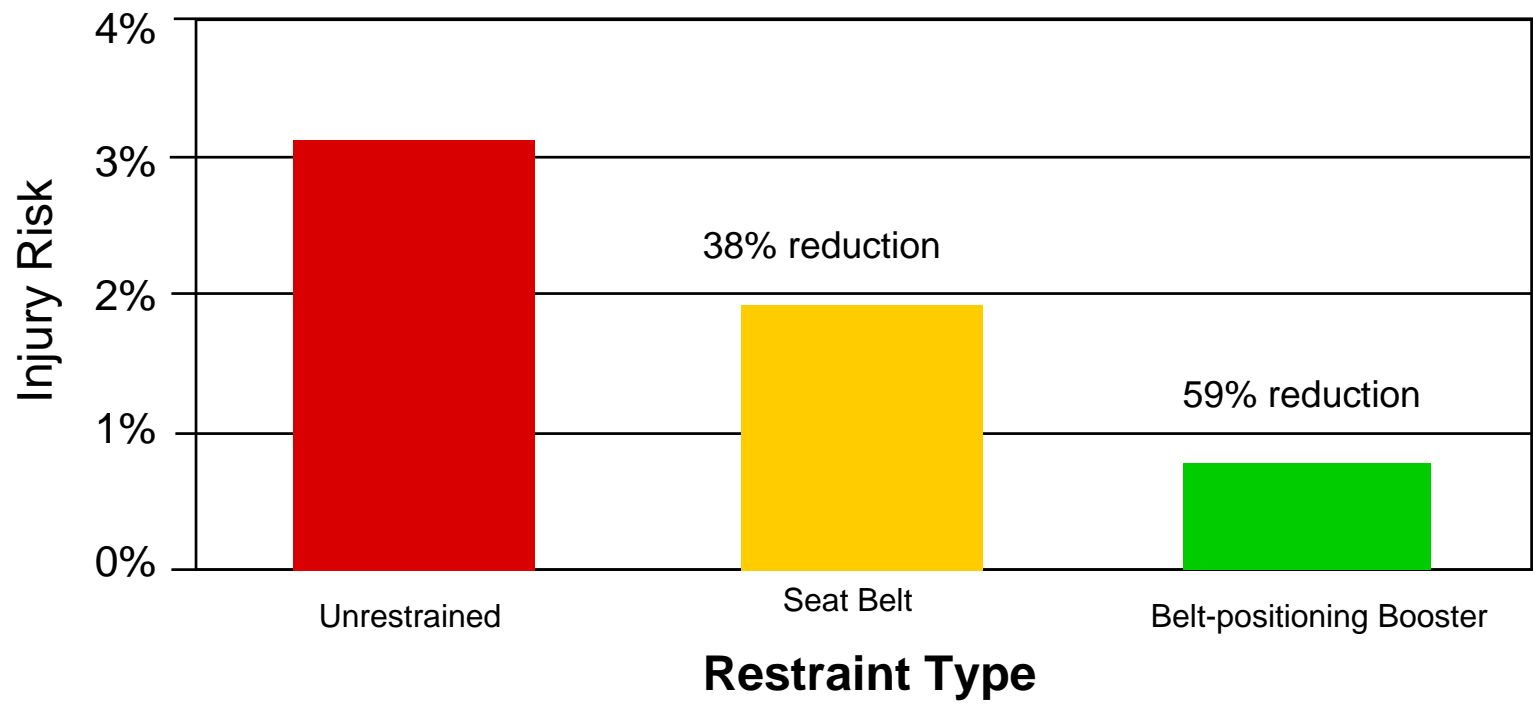
- Traffic crashes—leading cause of death to children
- From 1995 through 2004, more than 3,800 child occupants (ages 4 to 8) died.
- More than 86% were unrestrained or improperly restrained.



NTSB MOST WANTED

Transportation Safety Improvements

Effectiveness of Belt-positioning Booster Seats Preventing Injury for 4- to 8- year-olds



Source: "Belt-positioning Booster Seats and Reduction in Risk of Injury Among Children in Vehicle Crashes." JAMA, June 4, 2003.

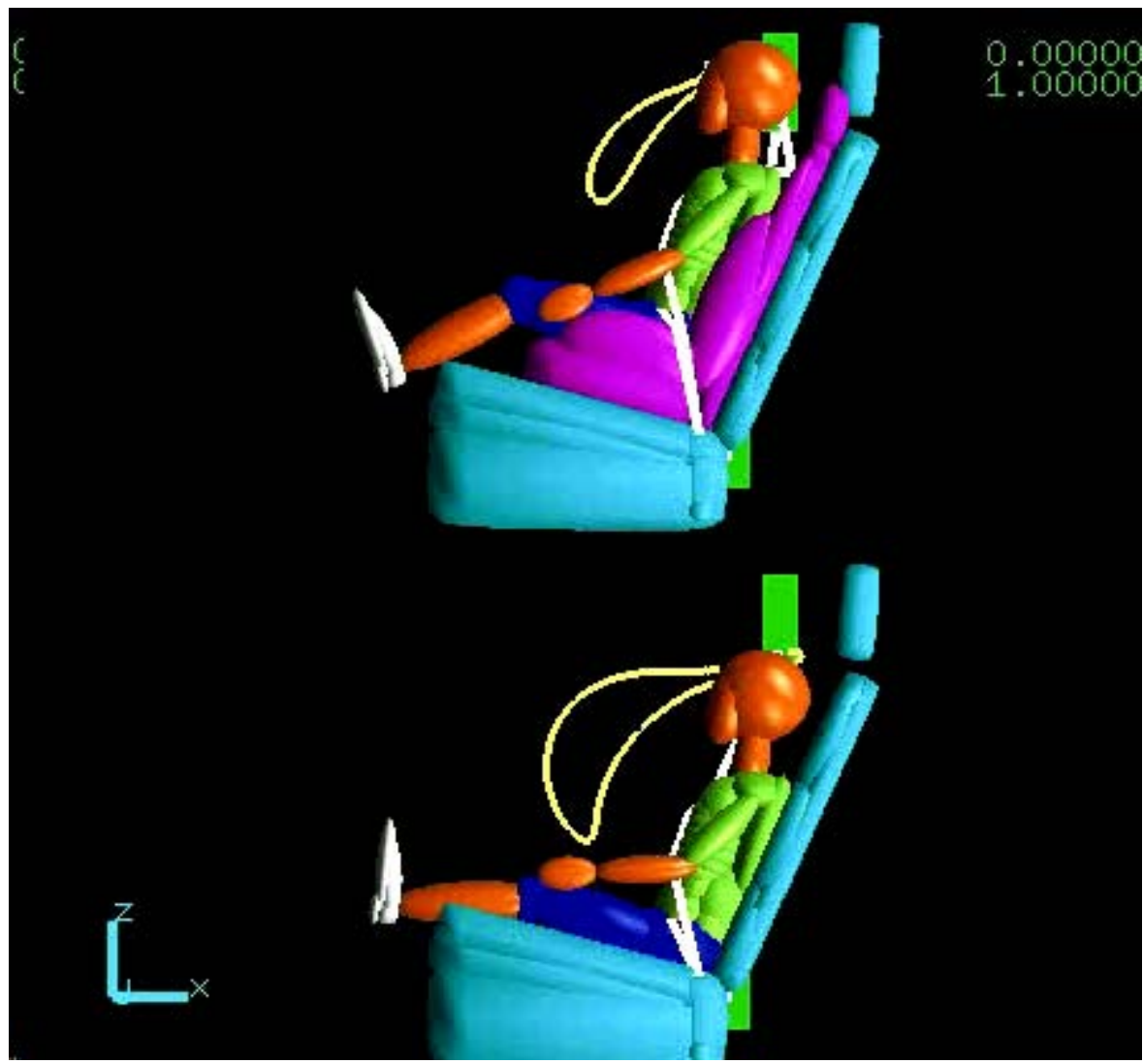
Copyright© 2004 by CH The Children's Hospital of Philadelphia

"... a program to increase the public's awareness of, and support for, action to adopt safety steps that can help prevent accidents and save lives."



NTSB MOST WANTED

Transportation Safety Improvements

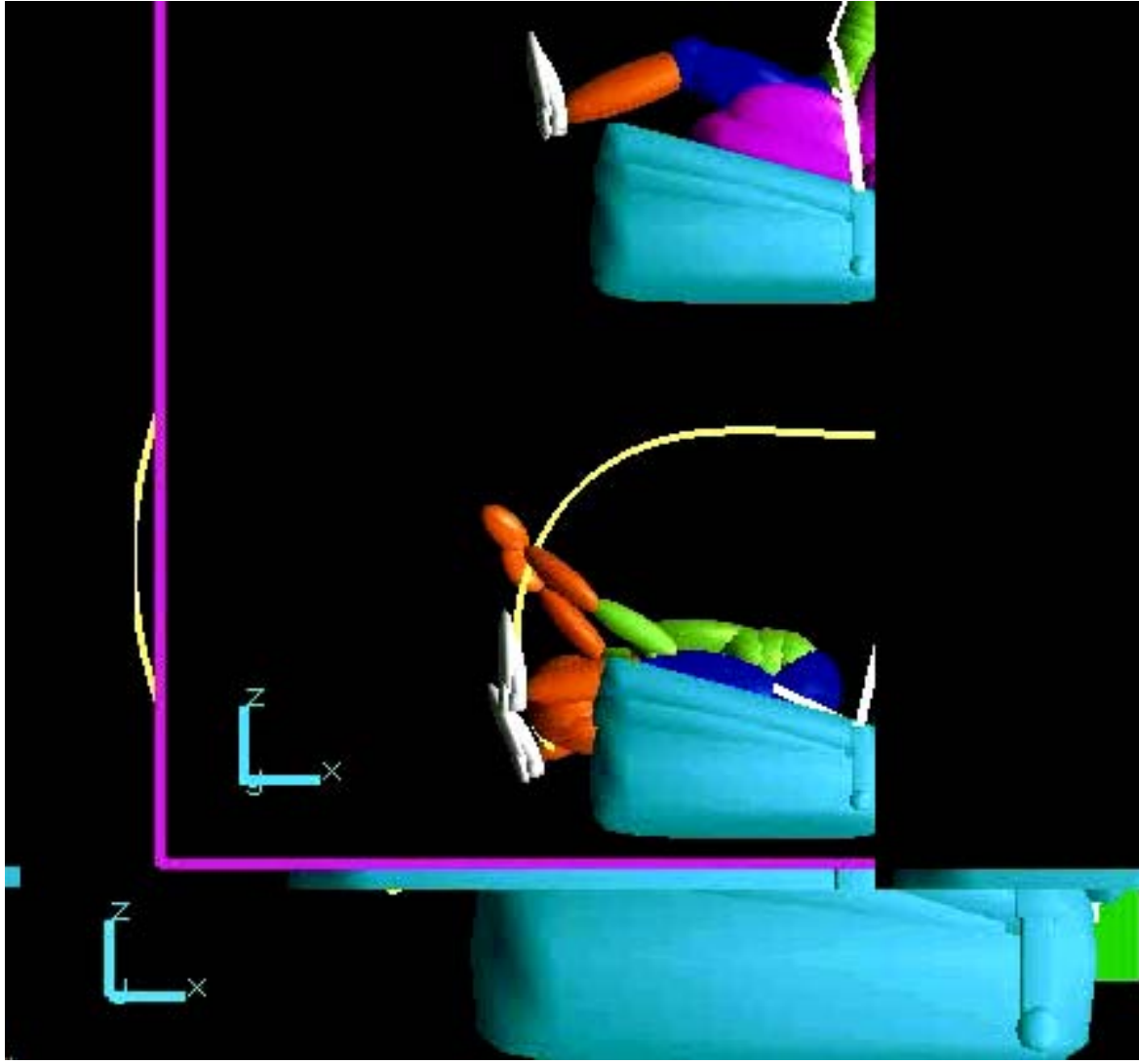


"... a program to increase the public's awareness of, and support for, action to adopt safety steps that can help prevent accidents and save lives."



NTSB MOST WANTED

Transportation Safety Improvements



"... a program to increase the public's awareness of, and support for, action to adopt safety steps that can help prevent accidents and save lives."



NTSB **MOST WANTED**

Transportation Safety Improvements

Improve Child Occupant Protection

Child Booster Seat Laws

H-96-14 Booster Seat Use

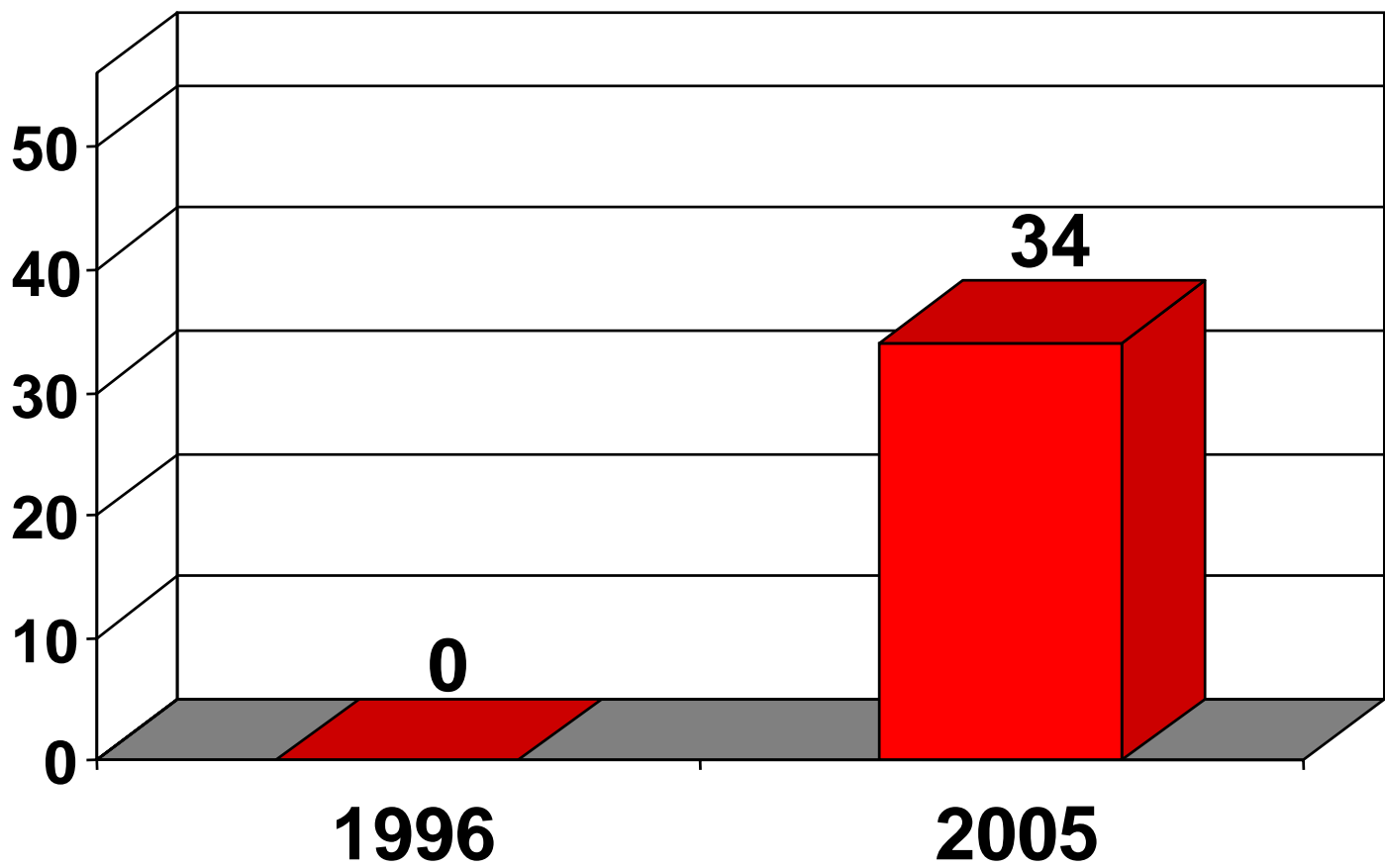




NTSB MOST WANTED

Transportation Safety Improvements

Booster Seat Law Progress



"... a program to increase the public's awareness of, and support for, action to adopt safety steps that can help prevent accidents and save lives."



NTSB **MOST WANTED**

Transportation Safety Improvements

Improve Child Occupant Protection Laws

Proposed Action on this Issue Area

- Reclassify H-96-14
 - “Closed—Acceptable Action” for 2 States (**WA and WV**).
 - “Closed—Acceptable Alternate Action” for 5 States (**CT, ID, NM, NY, and ND**).
 - “Open—Acceptable Alternate Response” for 2 Territories (**Puerto Rico and the U.S. Virgin Islands**) and 4 States (**MA, MN, MS, and UT**).
 - “Open—Unacceptable Response” for **Alaska**.
- Vote to keep the issue area *Improve Child Occupant Protection* on the Most Wanted list



NTSB **MOST WANTED**

Transportation Safety Improvements

Enact Primary Seat Belt Enforcement Laws



Seat Belts Save Lives

- Lap/shoulder belts reduce the risk of fatal injury to front seat occupants by 45%
- 14,900 lives saved by seat belts in 2003
- An additional 6,081 lives could have been saved if all occupants had used belts

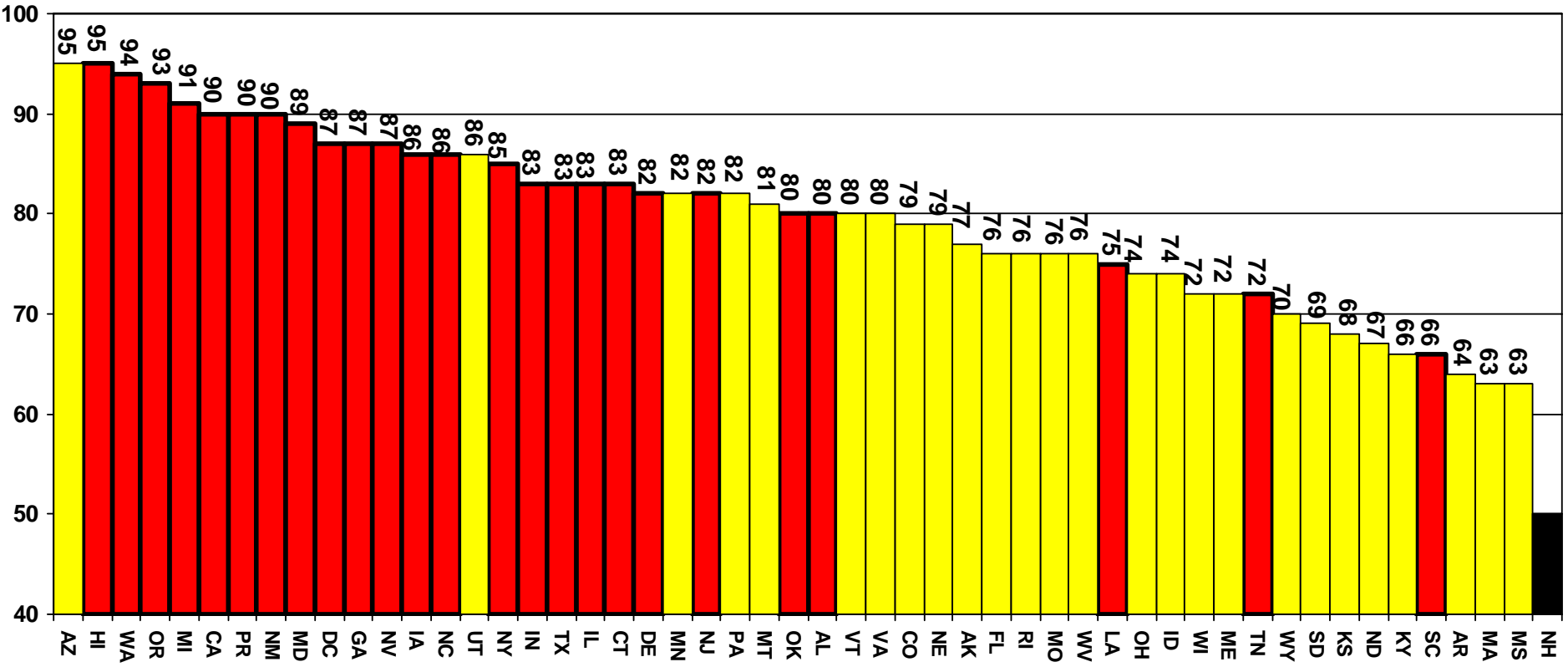


NTSB MOST WANTED

Transportation Safety Improvements

Belt Use Rates in Primary & Secondary States—2004

■ Primary ■ Secondary ■ No Belt Law



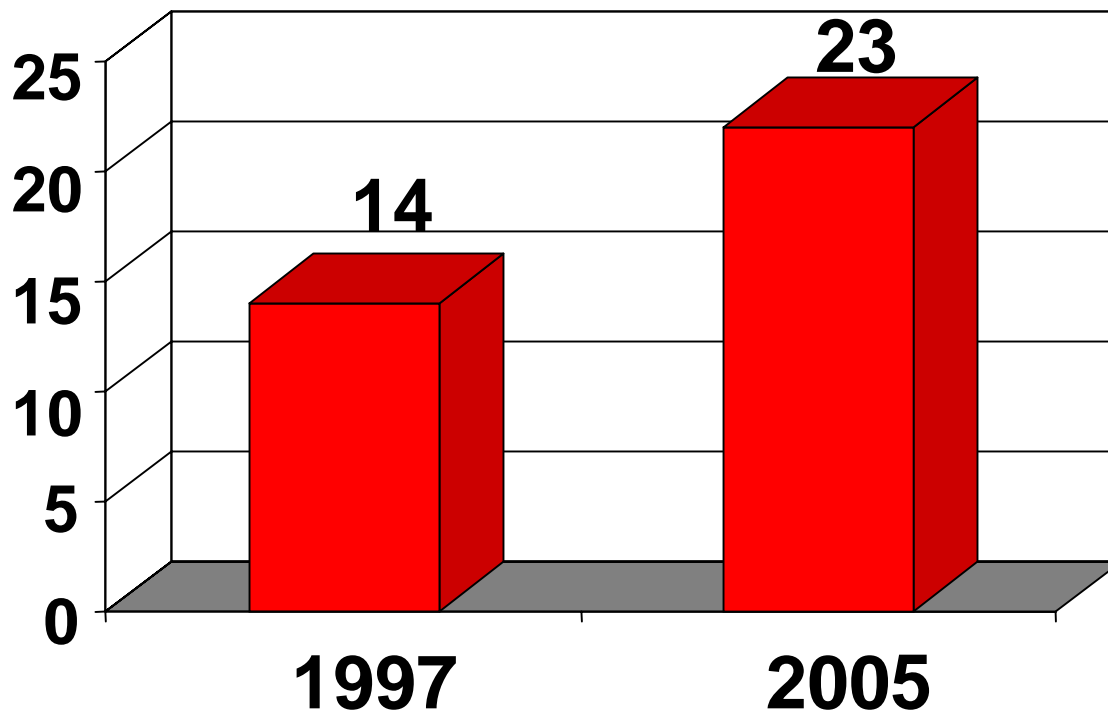
“... a program to increase the public’s awareness of, and support for, action to adopt safety steps that can help prevent accidents and save lives.”



NTSB MOST WANTED

Transportation Safety Improvements

Primary Seat Belt Law Progress





Enact Primary Seat Belt Enforcement Laws

Proposed Action on this Issue Area

- **Reclassify H-97-2**

 - “Closed—Acceptable Alternate Action” for **South Carolina**.

 - “Open—Acceptable Alternate Response” for 8 States (**AR, CO, ME, MN, MS, UT, VT, and WY**).

- **Vote to keep the issue area *Enact Primary Seat Belt Enforcement Laws* on the Most Wanted List**



NTSB **MOST WANTED**

Transportation Safety Improvements

Promote Youth Highway Safety

"... a program to increase the public's awareness of, and support for, action to adopt safety steps that can help prevent accidents and save lives."



Promote Youth Highway Safety

- From 1995 through 2004, nearly 64,000 young people aged 15-20 died in traffic crashes, more than 122 each week.
- In 2004, 7,898 young drivers ages 15 through 20 were involved in fatal crashes
- In 2004, 3,620 young drivers were killed
- In 2004, 24% of fatally injured young drivers were legally impaired (=> 0.08% BAC)



Promote Youth Highway Safety

- Strengthen underage drinking and driving laws
- Enact graduated licensing laws
- Prohibit unsupervised nighttime driving by young novice drivers
- Restrict number of teen passengers
- Restrict wireless communication device use by novice drivers (proposed)



NTSB **MOST WANTED**

Transportation Safety Improvements

Promote Youth Highway Safety

- Strengthen underage drinking and driving laws



Elements of a Comprehensive Underage Drinking and Driving Law

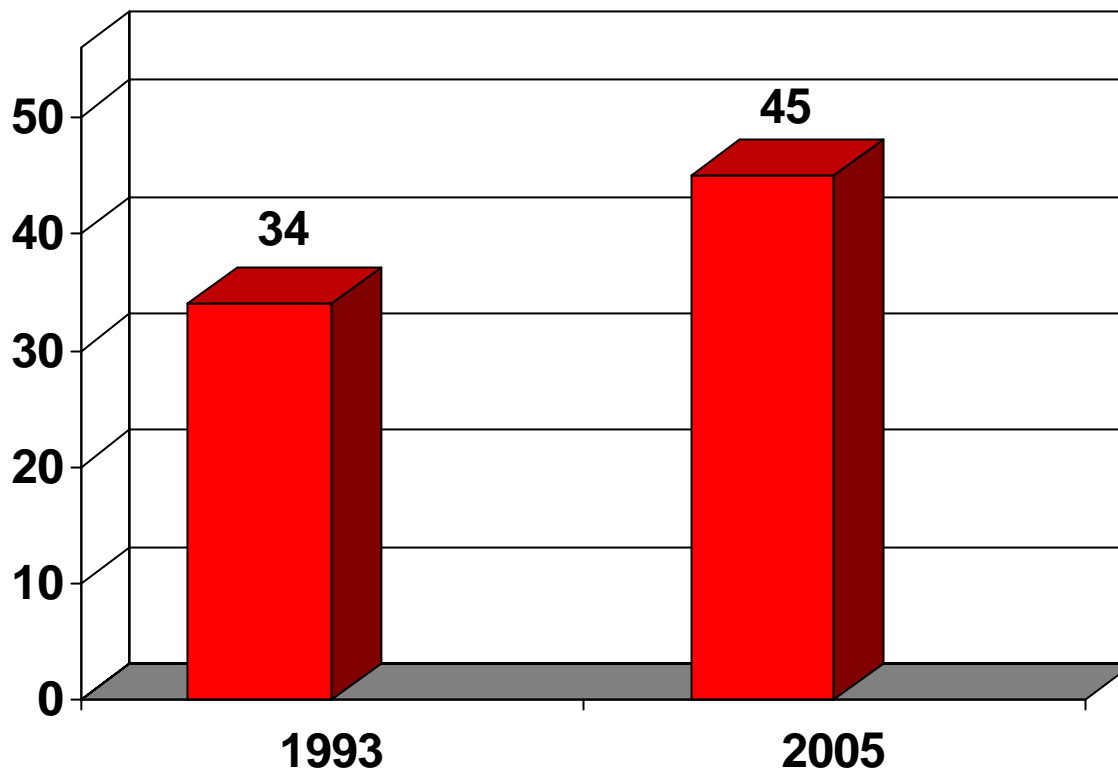
- 1. Prohibit underage attempt to purchase alcohol**
 - 2. Prohibit alcohol sale to those under age 21**
 - 3. Prohibit underage alcohol purchase**
 - 4. Prohibit underage alcohol possession**
 - 5. Prohibit underage alcohol consumption**
- The Board also tracks laws that:**
 - Prohibit an underage person from misrepresenting their age to purchase alcohol**
 - Prohibit use of fraudulent or false identification**



NTSB MOST WANTED

Transportation Safety Improvements

Age 21 Law Progress





Promote Youth Highway Safety

Proposed Action on this Issue Area

- Reclassify H-93-1 as recommended
 - “Closed—Acceptable Action” for 8 States (AZ, CA, KS, LA, MI, MO, NC, and VA).
 - “Closed—Acceptable Alternate Action” for 11 States (AR, CT, FL, GA, IL, IA, KY, ME, MA, NV, and NH).
 - “Closed—Unacceptable Action” for 6 States (HI, MD, MS, SC, VT, and WY) and 4 Territories (American Samoa, Guam, Puerto Rico, and the U.S. Virgin Islands).
- Remove H-93-1 from the Most Wanted List



Graduated Driver Licensing Elements

- Comprehensive 3-stage system
- Nighttime driving restriction
- Teen passenger restrictions
- **Wireless communication device restriction
(proposed)**



Promote Youth Highway Safety

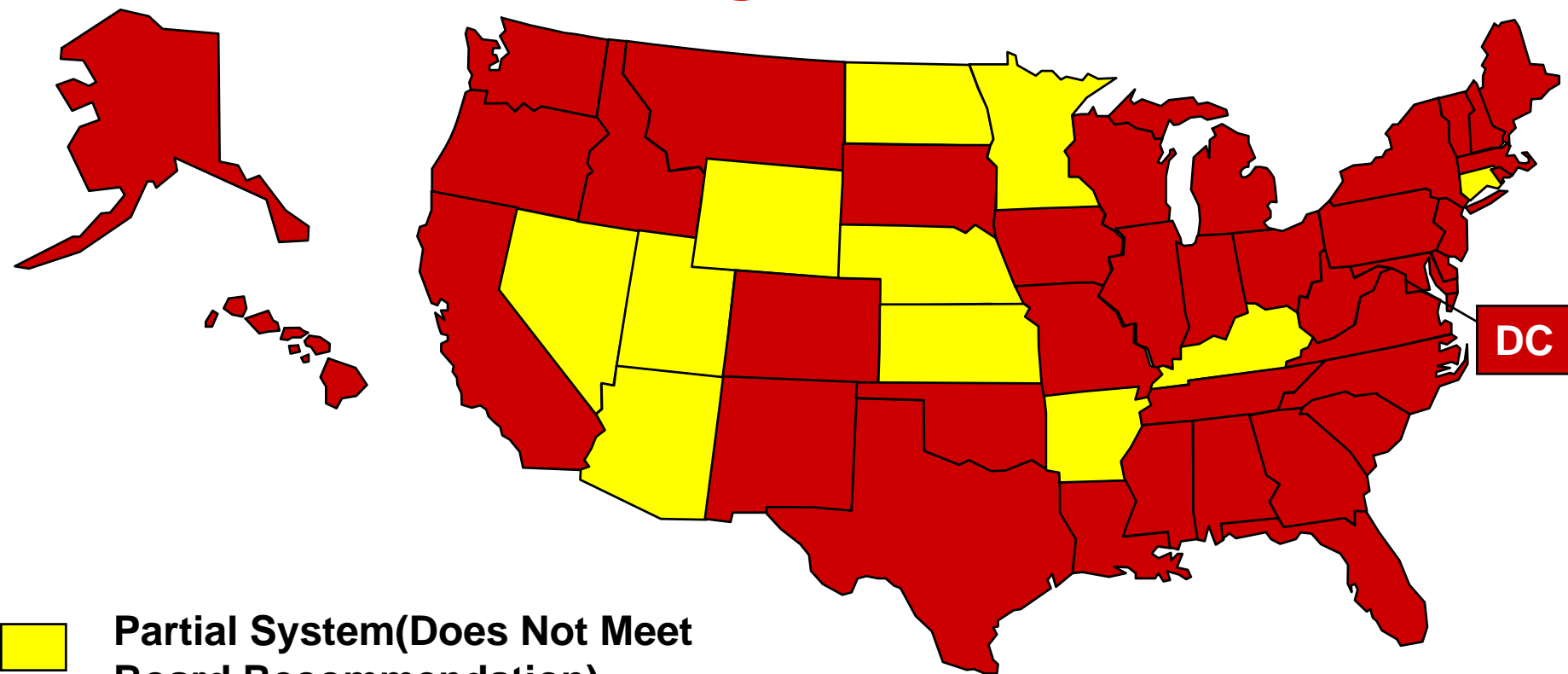
- Enact graduated licensing laws
- Prohibit unsupervised nighttime driving by young novice drivers



NTSB MOST WANTED

Transportation Safety Improvements

Graduated Licensing Laws for Teen Drivers



 Partial System(Does Not Meet Board Recommendation)

 Graduated License System (Meets Board Recommendation)

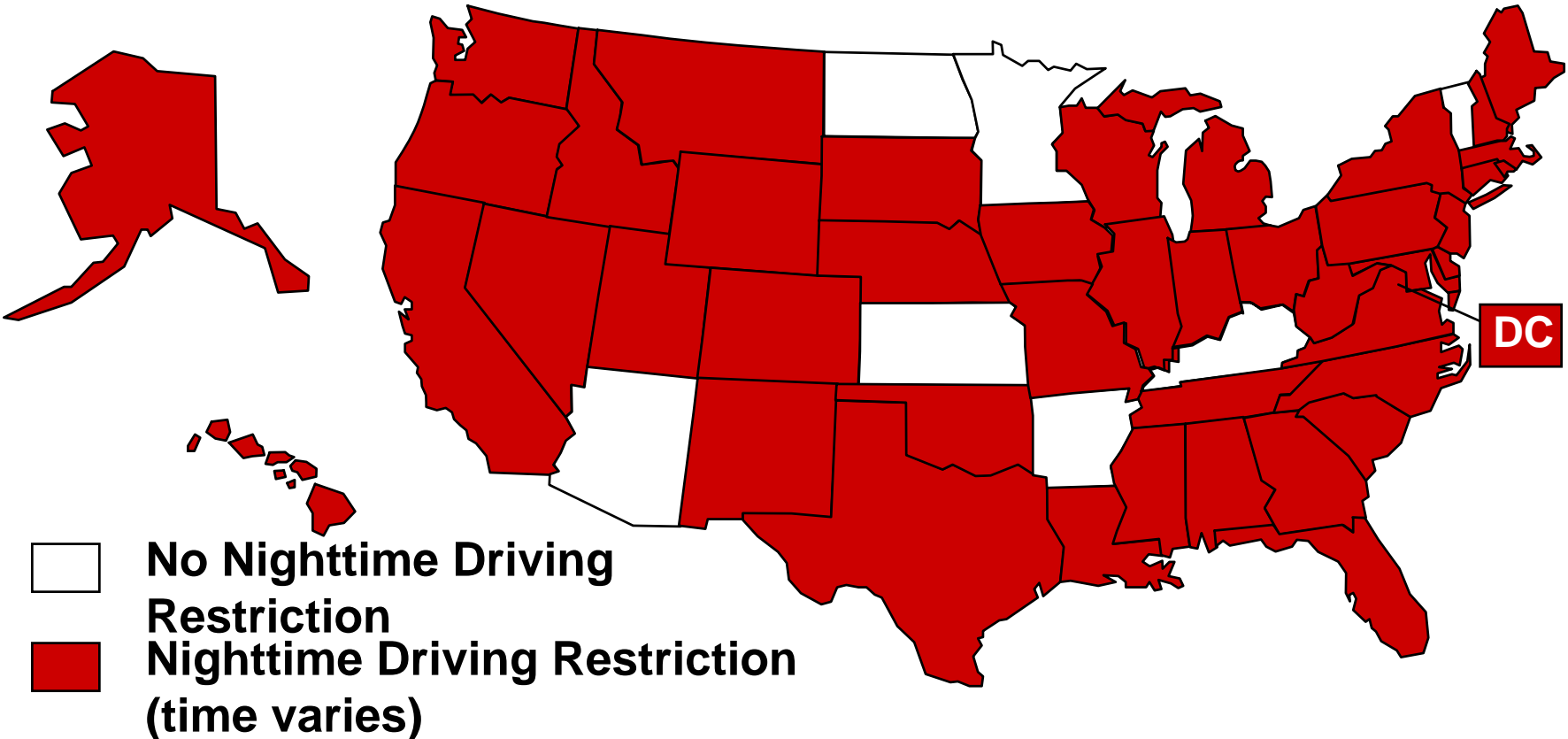
As of September 2005



NTSB MOST WANTED

Transportation Safety Improvements

Nighttime Driving Restriction Laws for Teen Drivers



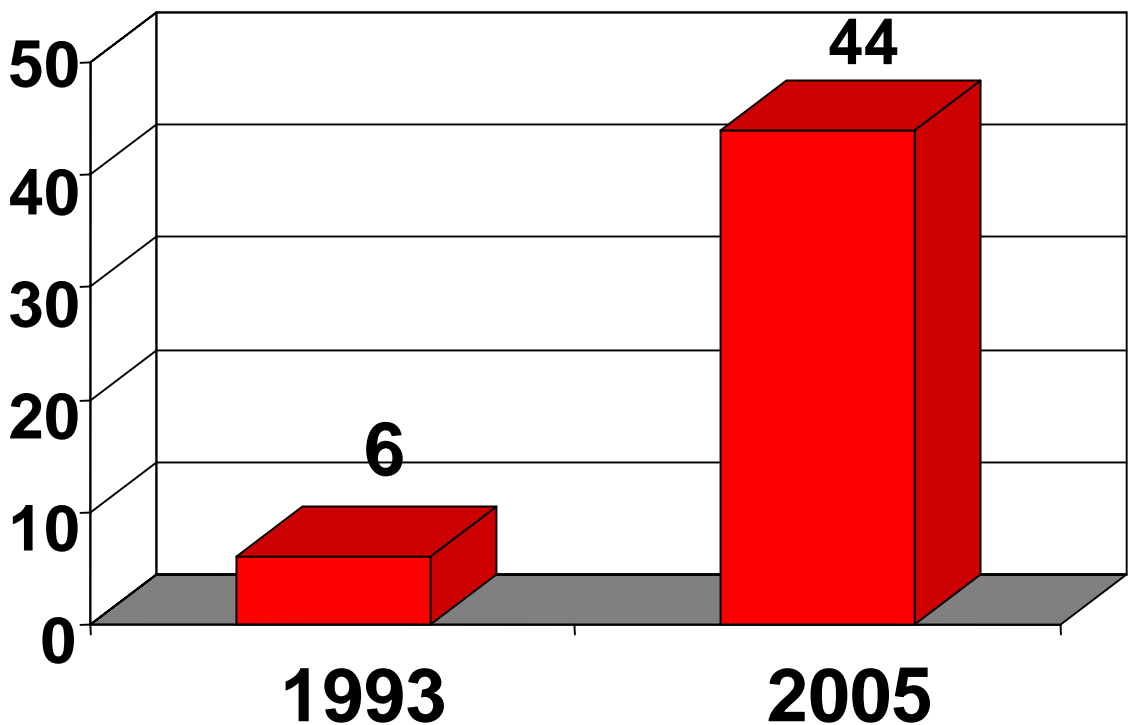
As of September 2005



NTSB MOST WANTED

Transportation Safety Improvements

Nighttime Driving Restriction Law Progress





Promote Youth Highway Safety

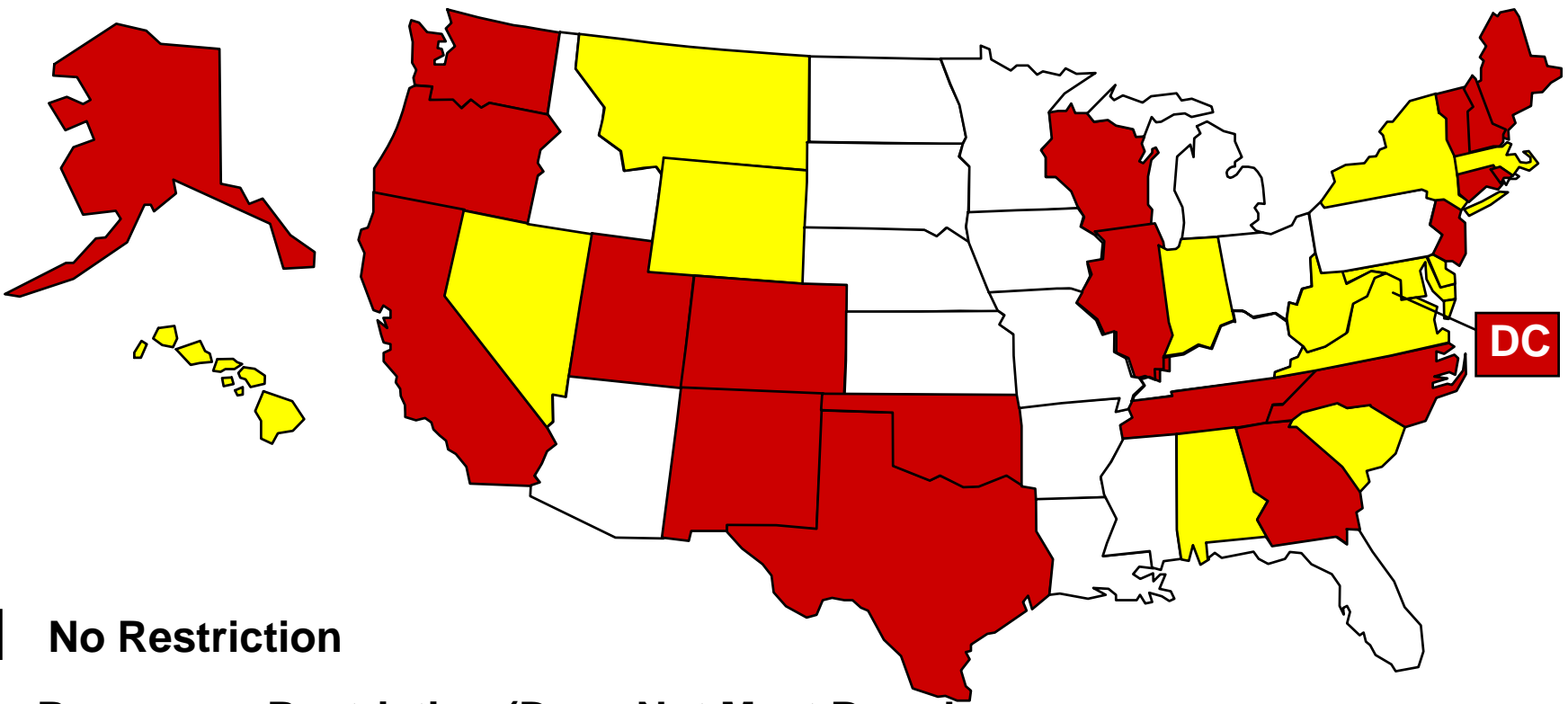
- Restrict number of teen passengers






NTSB MOST WANTED

Transportation Safety Improvements

Passenger Restriction Laws for Teen Drivers



-  No Restriction
-  Passenger Restriction (Does Not Meet Board Recommendation)
-  Passenger Restriction (Meets Board Recommendation)

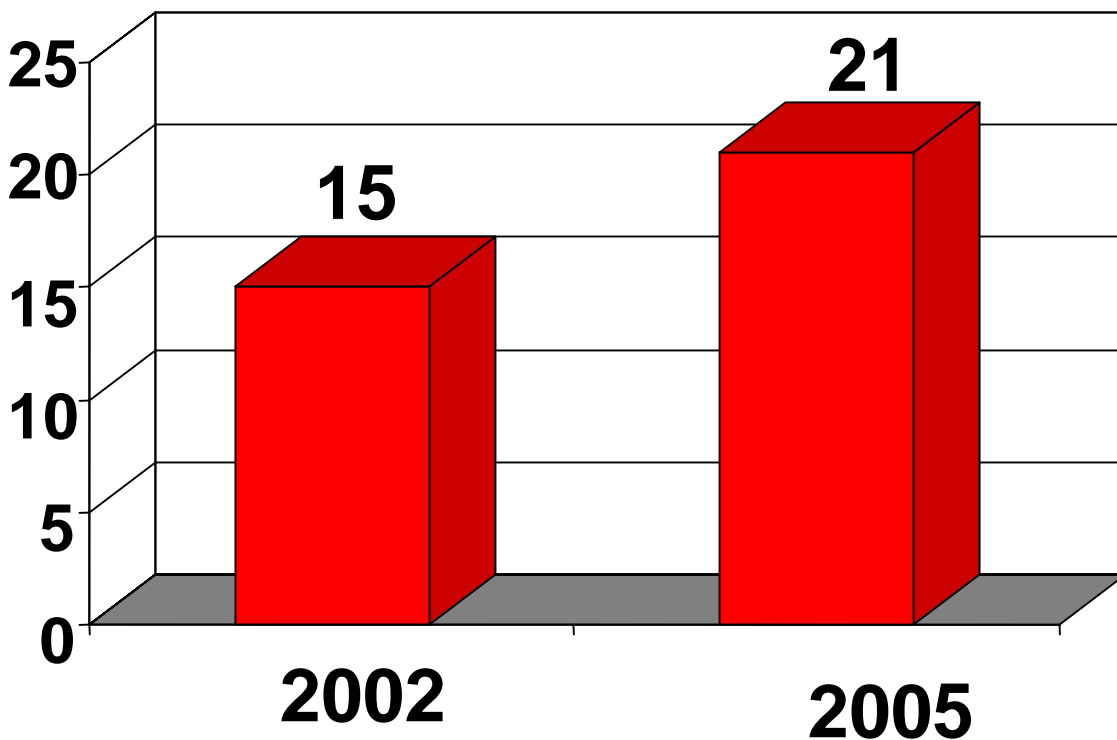
As of September 2005



NTSB MOST WANTED

Transportation Safety Improvements

Teen Passenger Restriction Law Progress





NTSB **MOST WANTED**

Transportation Safety Improvements

Promote Youth Highway Safety

Add H-03-8 to the Most Wanted List

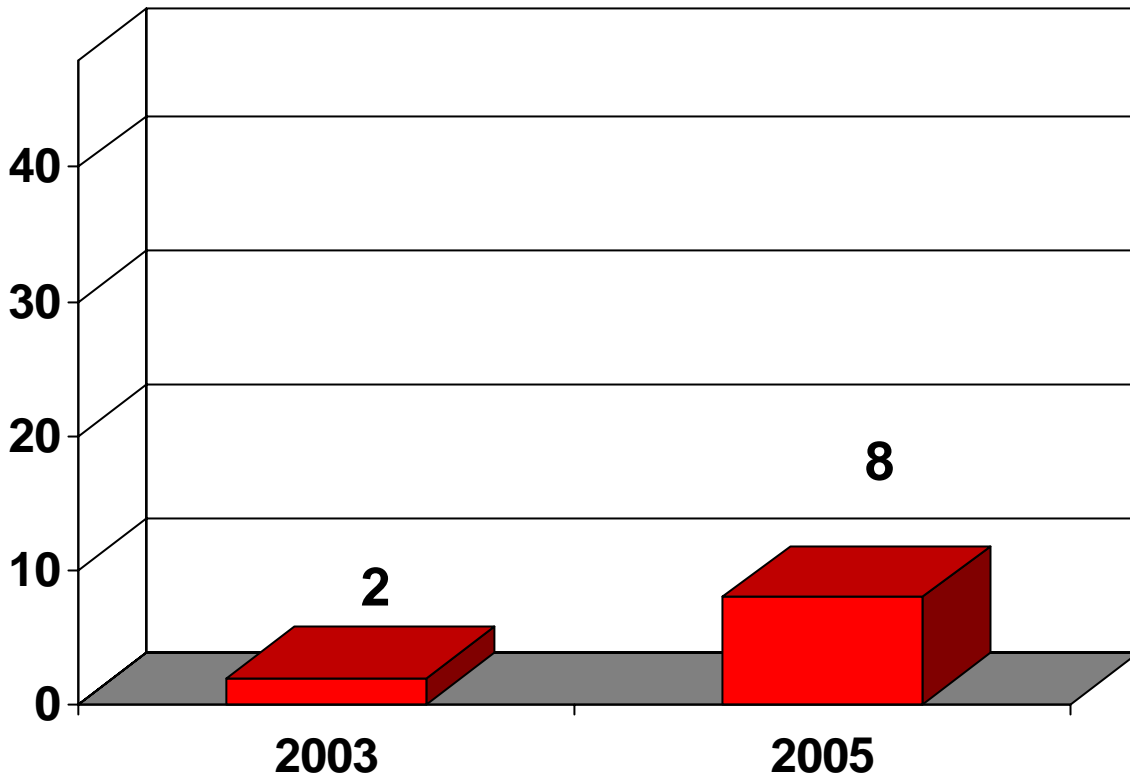
Enact legislation to prohibit holders of learner's permits and intermediate licenses from using interactive wireless communication devices while driving.



NTSB MOST WANTED

Transportation Safety Improvements

Teen Cell Phone Restriction Law Progress





Promote Youth Highway Safety

Proposed Action on this Issue Area

- Reclassify H-93-9 as recommended
 - “Closed—Acceptable Action” for 5 States (CT, HI, MT, OK, and WY).
 - “Closed—Acceptable Alternate Action” for Nevada.
 - “Open—Acceptable Response” for 3 States (AZ, KY, and VT).
 - “Open—Acceptable Alternate Response” for the U.S. Virgin Islands.
 - “Open—Unacceptable Response” for Minnesota.
- Remove H-93-9 from the Most Wanted List



Promote Youth Highway Safety

Proposed Action on this Issue Area

- Reclassify H-02-30 as recommended
 - “Closed—Acceptable Action” for 2 States **(CO and RI)**.
 - “Open—Acceptable Response” for **Maryland**.
 - “Open—Acceptable Alternate Response” for 2 States **(MS and WV)**.
- Reclassify H-02-32 as recommended
 - “Closed—Acceptable Action” for **Oklahoma**.
 - “Open—Acceptable Response” for 4 States **(HI, MT, NV, and WY)**.
 - “Open—Unacceptable Response” for 2 States **(KS and ND)**.



Promote Youth Highway Safety

Proposed Action on this Issue Area

- Add H-03-8 to the Most Wanted List
- Reclassify H-03-8 as recommended
 - “Closed—Acceptable Action” for 6 States (CT, DE, IL, MD, MN, and TN).
 - “Open—Acceptable Response” for Texas.
 - “Open—Acceptable Alternate Response” for 3 States (HI, MI, and VA).
 - “Open—Unacceptable Response” for 5 States (KY, NV, OK, OR, and SC).
- Vote to keep the issue area *Promote Youth Highway Safety* on the Most Wanted list



NTSB **MOST WANTED**

Transportation Safety Improvements

Eliminate Hard Core Drinking Driving



Eliminate Hard Core Drinking Driving

The Hard Core Drinking Driver

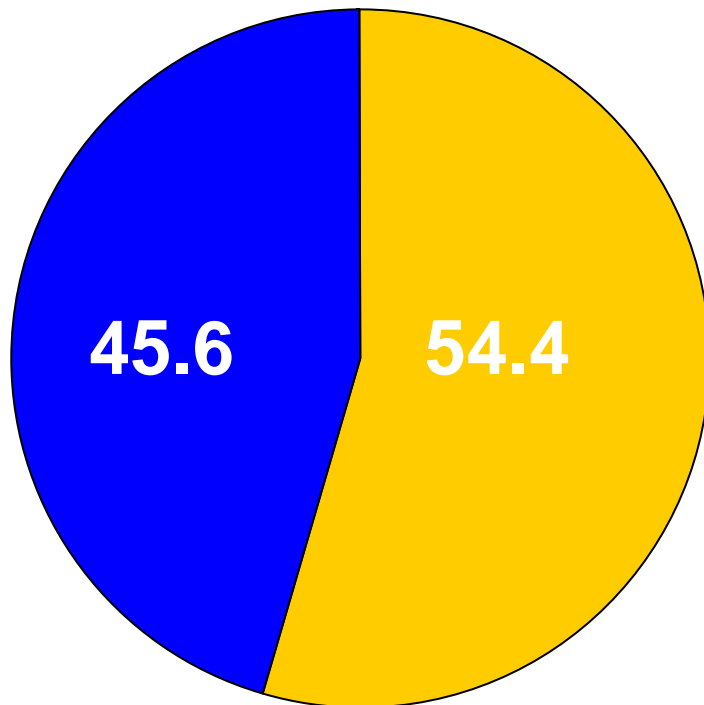
- Repeat offenders (> one DWI arrest or conviction in the past 10 years)
- Offenders with a high Blood Alcohol Concentration (BAC [0.15% or greater])



NTSB **MOST WANTED**

Transportation Safety Improvements

Alcohol Related Fatalities In 2004



16,694 Alcohol-Related Fatalities

-  **Hard core fatalities (9,081)**
-  **Other alcohol-related fatalities**

Source: NHTSA FARS Database



NTSB Model Program

Primary Elements

- Administrative License Revocation
- High BAC
- Zero BAC
- Sobriety Checkpoints
- “Hot Sheet” Programs
- Diversion Elimination
- Vehicle Sanctions



NTSB Model Program

Secondary Elements

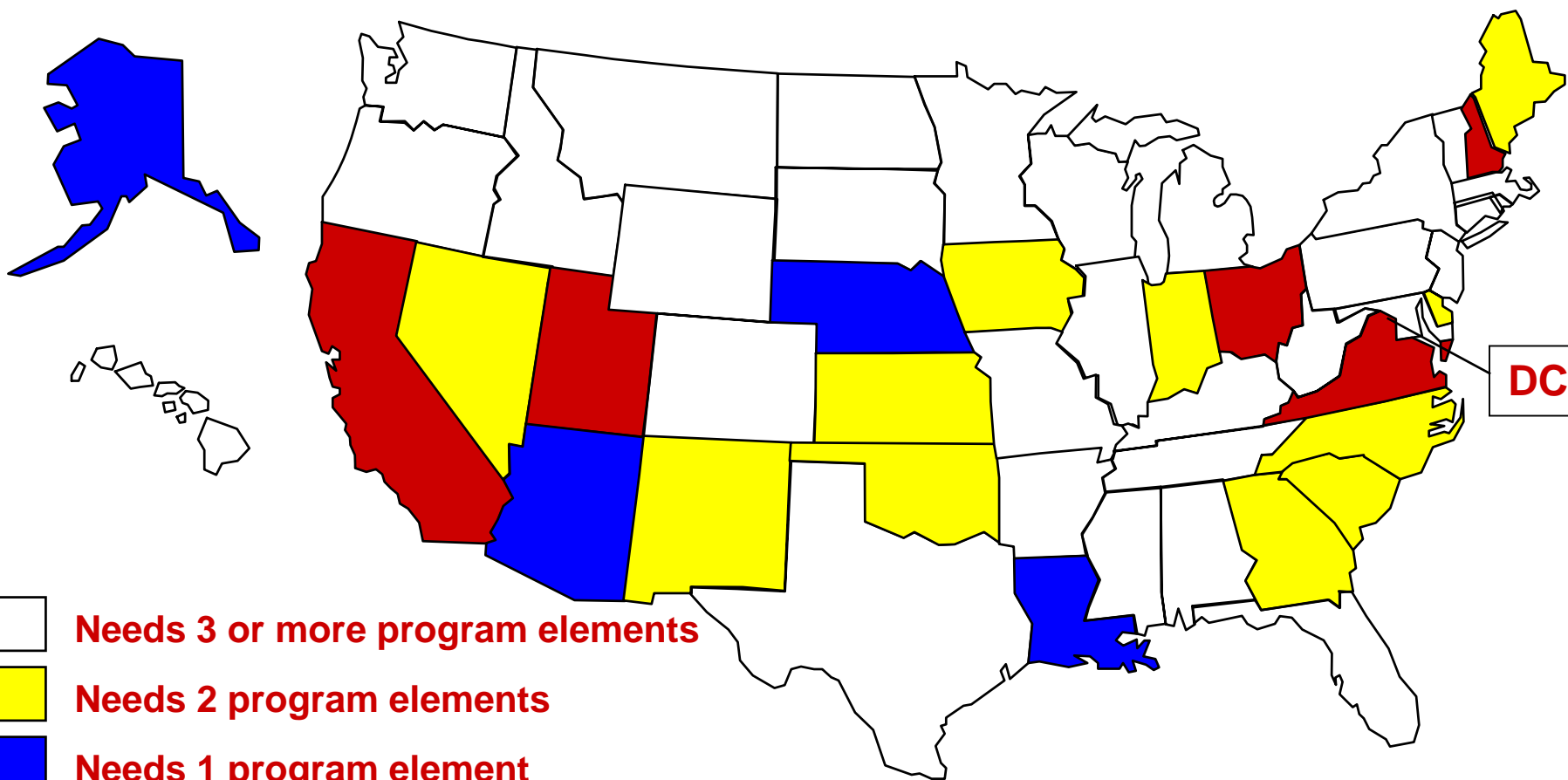
- Plea-bargaining Restrictions
- Look-back Period
- Confinement Alternatives
- Court-based Individualized Sanctions



NTSB MOST WANTED

Transportation Safety Improvements

Hard Core Drinking Driving Actions Remaining



As of September 2005

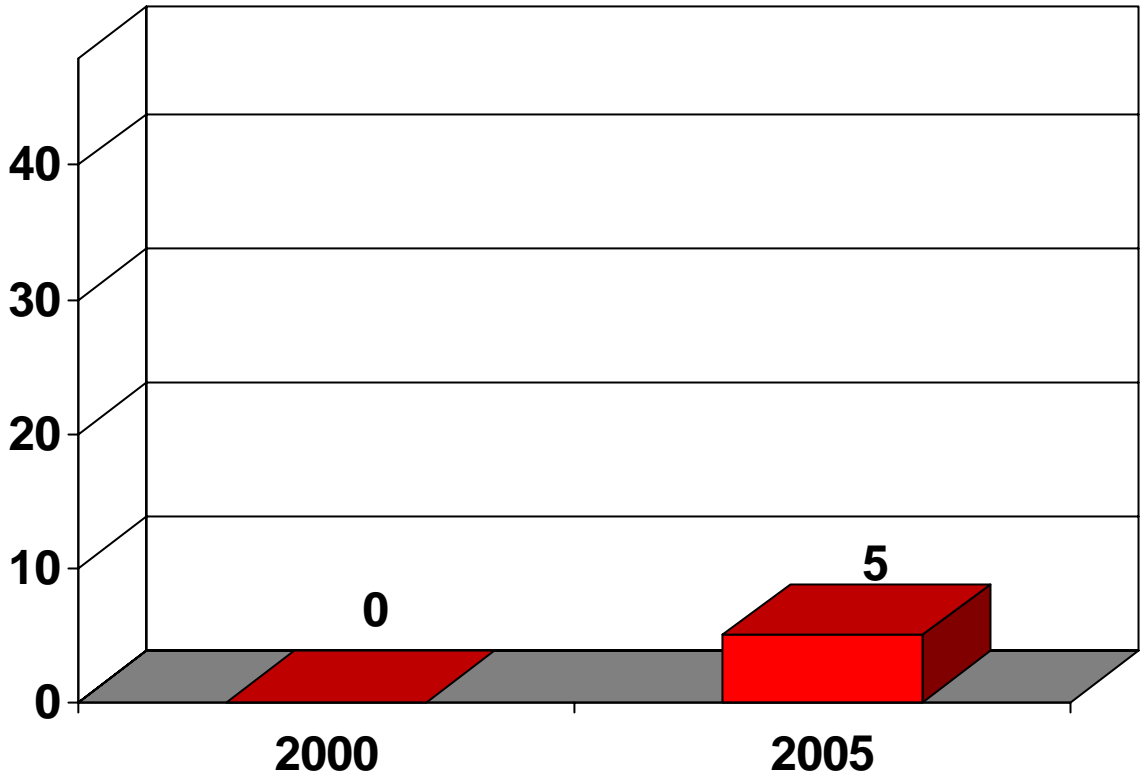
"... a program to increase the public's awareness of, and support for, action to adopt safety steps that can help prevent accidents and save lives."



NTSB MOST WANTED

Transportation Safety Improvements

Hard Core Drinking Driver Law Progress





NTSB MOST WANTED

Transportation Safety Improvements

Eliminate Hard Core Drinking Driving

Proposed Action on this Issue Area

- Reclassify H-00-26

 - “Closed—Acceptable Action” for 2 States (CA and VA).

 - “Open—Acceptable Response” for 2 States (IN and MN).

 - “Open—Acceptable Alternate Response” for 8 States (CT, HI, MO, MT, ND, TN, TX, and WY).

 - “Open—Unacceptable Response” to 15 States (AL, CO, FL, ID, IL, MD, MI, MS, NJ, NY, PA, RI, VT, WA, and WI).

- Vote to keep the issue area *Eliminate Hard Core Drinking Driving* on the Most Wanted list



NTSB **MOST WANTED**

Transportation Safety Improvements

Improve School Bus/Grade Crossing Safety



Conasauga, Tennessee, Accident

- No stop signs or active warning devices
- Driver did not stop at grade crossing
- No driver evaluation
- Train horn inaudible
 - Doors and windows closed
 - Radio on



NTSB MOST WANTED

Transportation Safety Improvements



"... a program to increase the public's awareness of, and support for, action to adopt safety steps that can help prevent accidents and save lives."



NTSB MOST WANTED

Transportation Safety Improvements



"... a program to increase the public's awareness of, and support for, action to adopt safety steps that can help prevent accidents and save lives."



Improve School Bus/Grade Crossing Safety

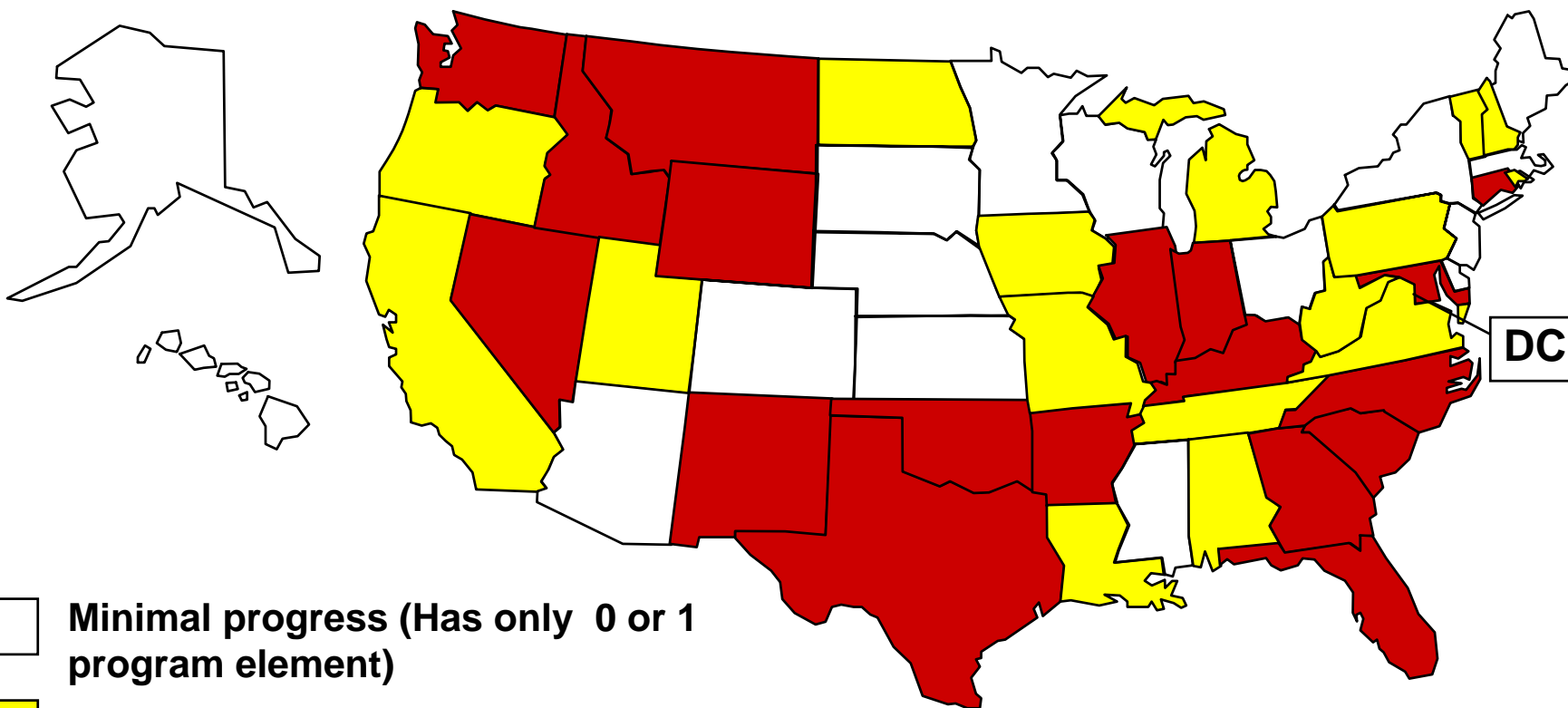
- Install stop signs at passive crossings
- Upgrade passive crossings with active warning devices
- Install noise-reducing switches on new buses
- Enhance bus driver training and evaluation
- Include grade crossing questions in CDL exams






NTSB MOST WANTED

Transportation Safety Improvements

School Bus/Grade Crossing Safety Improvements



-  Minimal progress (Has only 0 or 1 program element)
-  Partial (Needs 1 program element)
-  Sufficient progress to close (3 of 5 program elements)

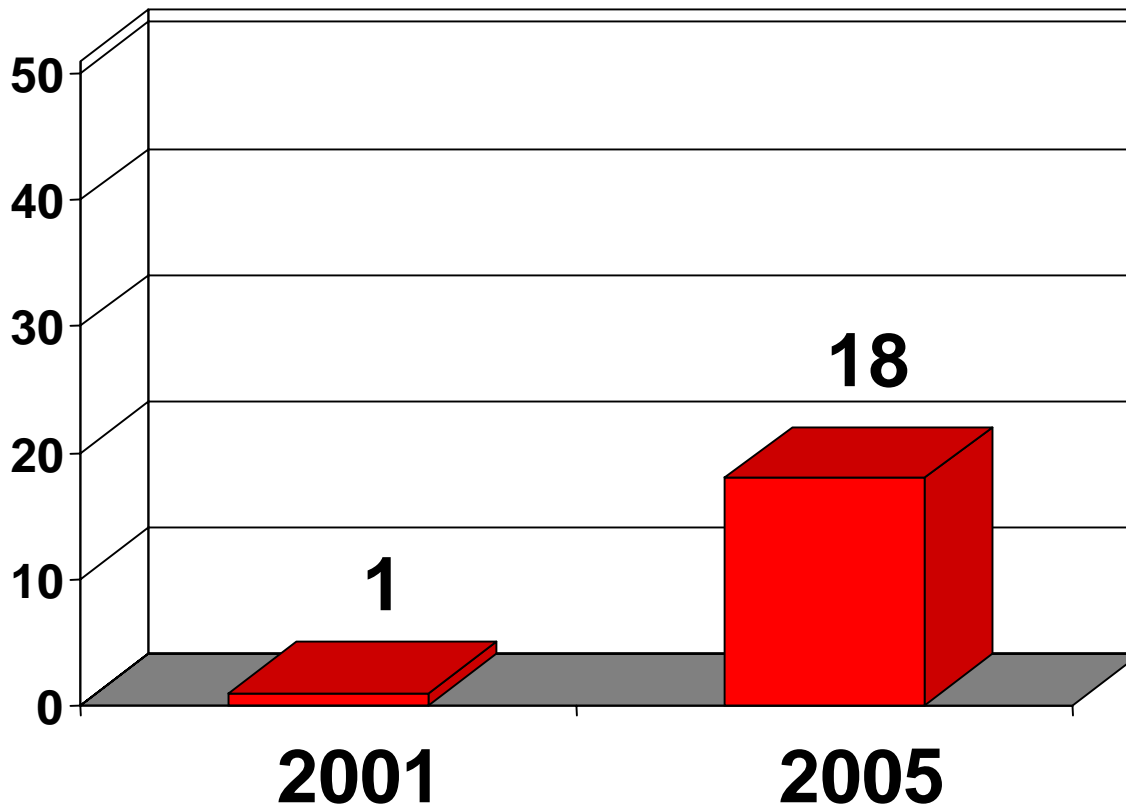
As of September 2005



NTSB MOST WANTED

Transportation Safety Improvements

School Bus/Grade Crossing Safety Progress – States with 3 of 5 Recommended Elements





Improve School Bus/Grade Crossing Safety

Proposed Action on this Issue Area

- Reclassify H-01-38
 - “Closed—Acceptable Alternate Action” for 2 States (**IN and NC**).
 - “Open—Acceptable Response” for 4 States (**AL, MO, UT, and VA**).
- Vote to keep H-01-38 on the Most Wanted List



NTSB MOST WANTED

Transportation Safety Improvements



Enhance Recreational Boating Safety



"... a program to increase the public's awareness of, and support for, action to adopt safety steps that can help prevent accidents and save lives."



NTSB **MOST WANTED**

Transportation Safety Improvements

Enhance Recreational Boating Safety

- 12,781,476 registered boats in U.S.
- 4,906 accidents reported
- 676 fatalities
- 3,363 injuries

Source: U.S. Coast Guard, 2004 data



Most Wanted Recreational Boating Safety Recommendations

M-93-1

- **Boat operator education**
- **Boat operator license**
- **PFD use by children**

M-98-101

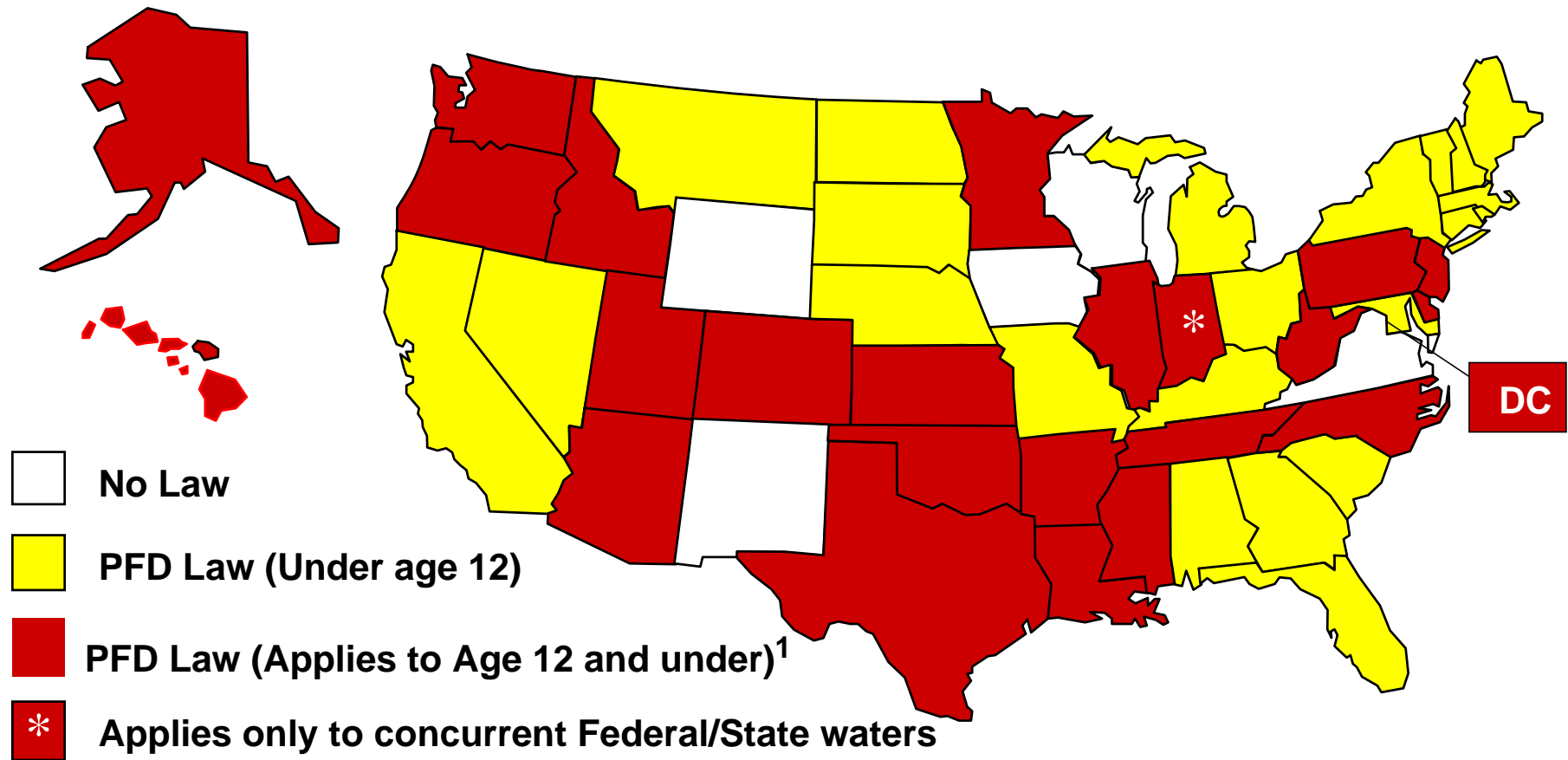
- **Training for PWC renters**



NTSB MOST WANTED

Transportation Safety Improvements

Personal Flotation Device Laws for Children



¹ Idaho Law applies to Age 14 and under

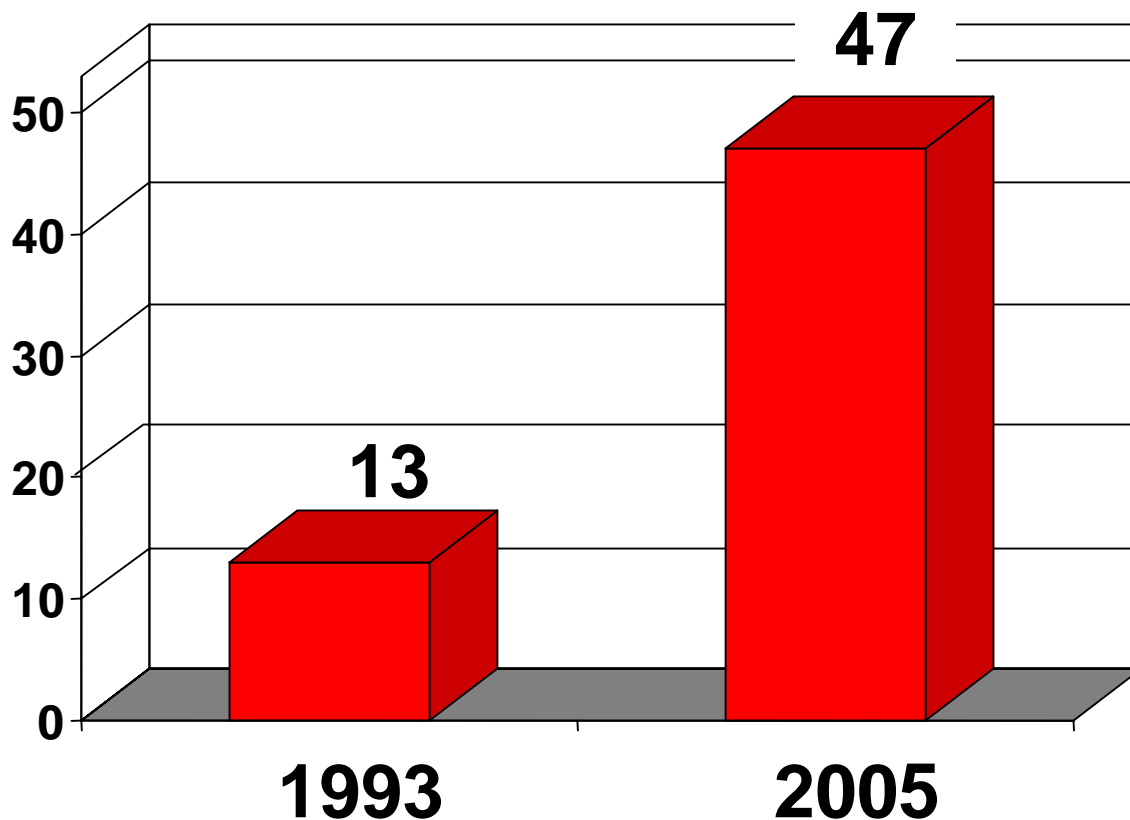
As of September 2005



NTSB MOST WANTED

Transportation Safety Improvements

Child PFD Use Law Progress

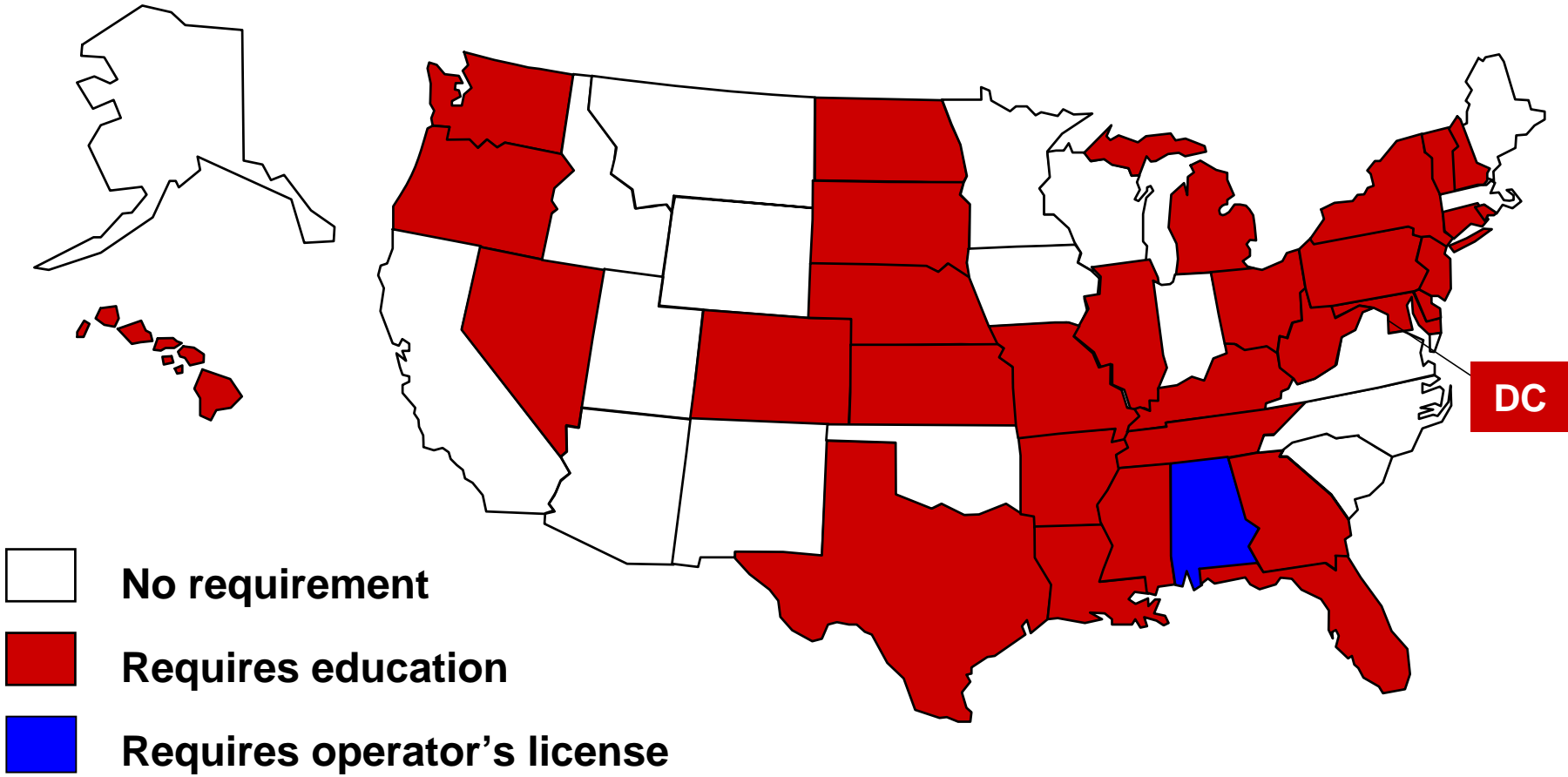




NTSB MOST WANTED

Transportation Safety Improvements

Boat Operator Knowledge



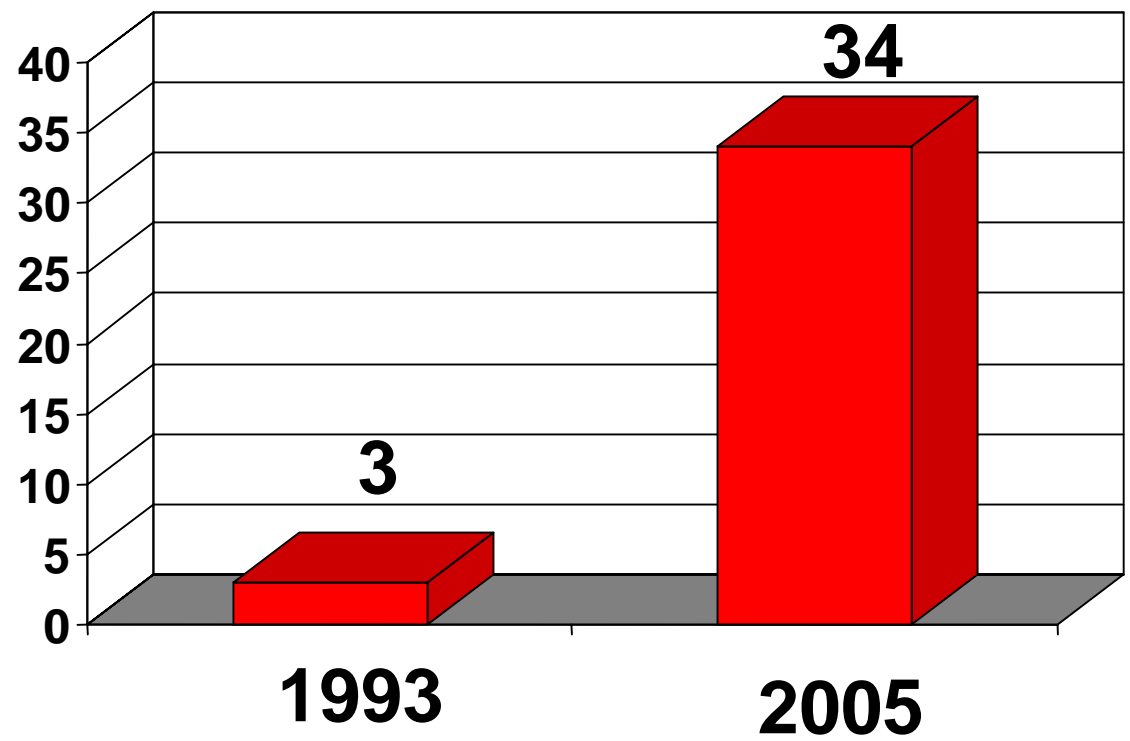
As of September 2005



NTSB MOST WANTED

Transportation Safety Improvements

Mandatory Boater Education Law Progress



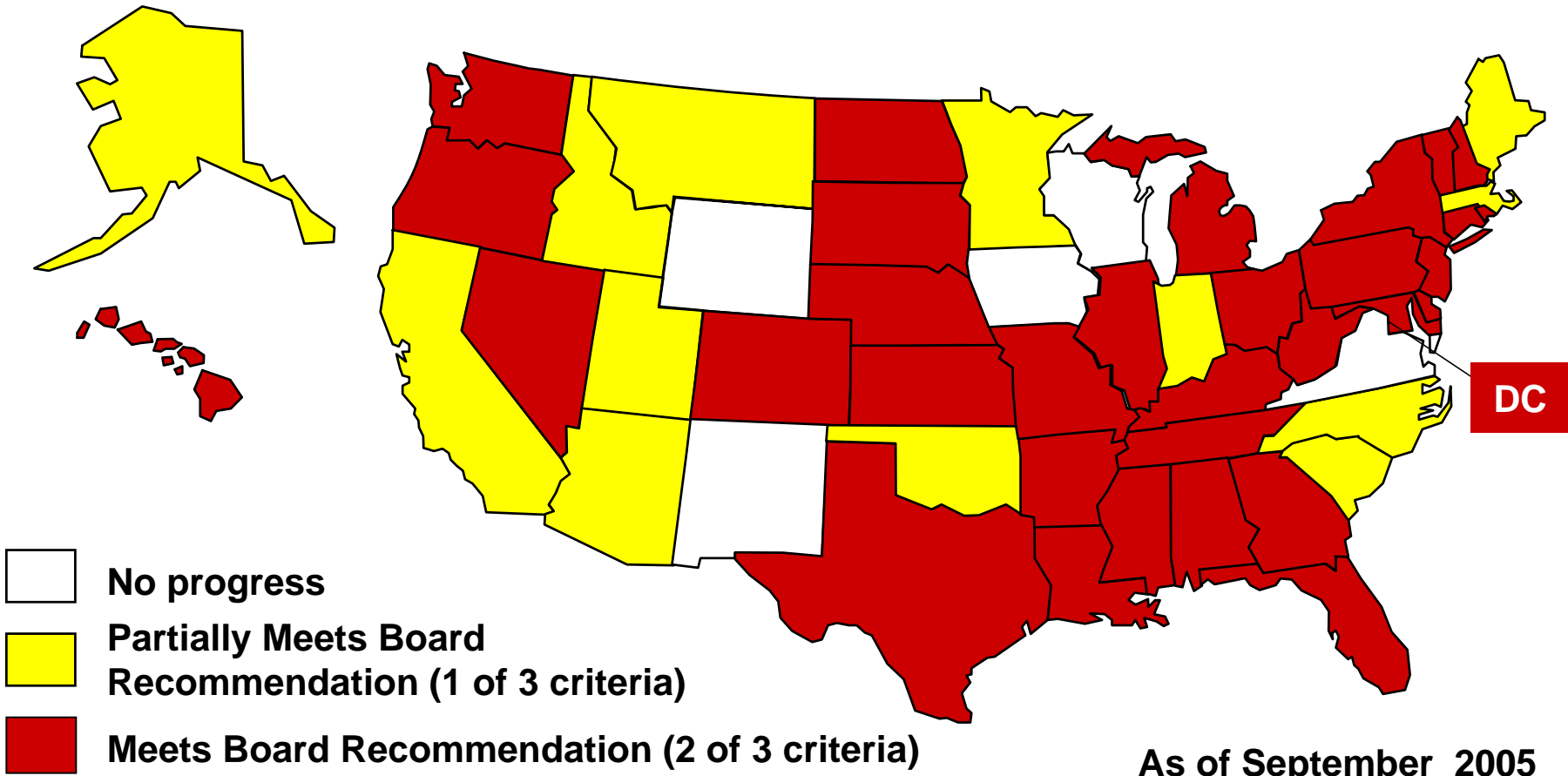
"... a program to increase the public's awareness of, and support for, action to adopt safety steps that can help prevent accidents and save lives."



NTSB MOST WANTED

Transportation Safety Improvements

Boating Safety State Progress



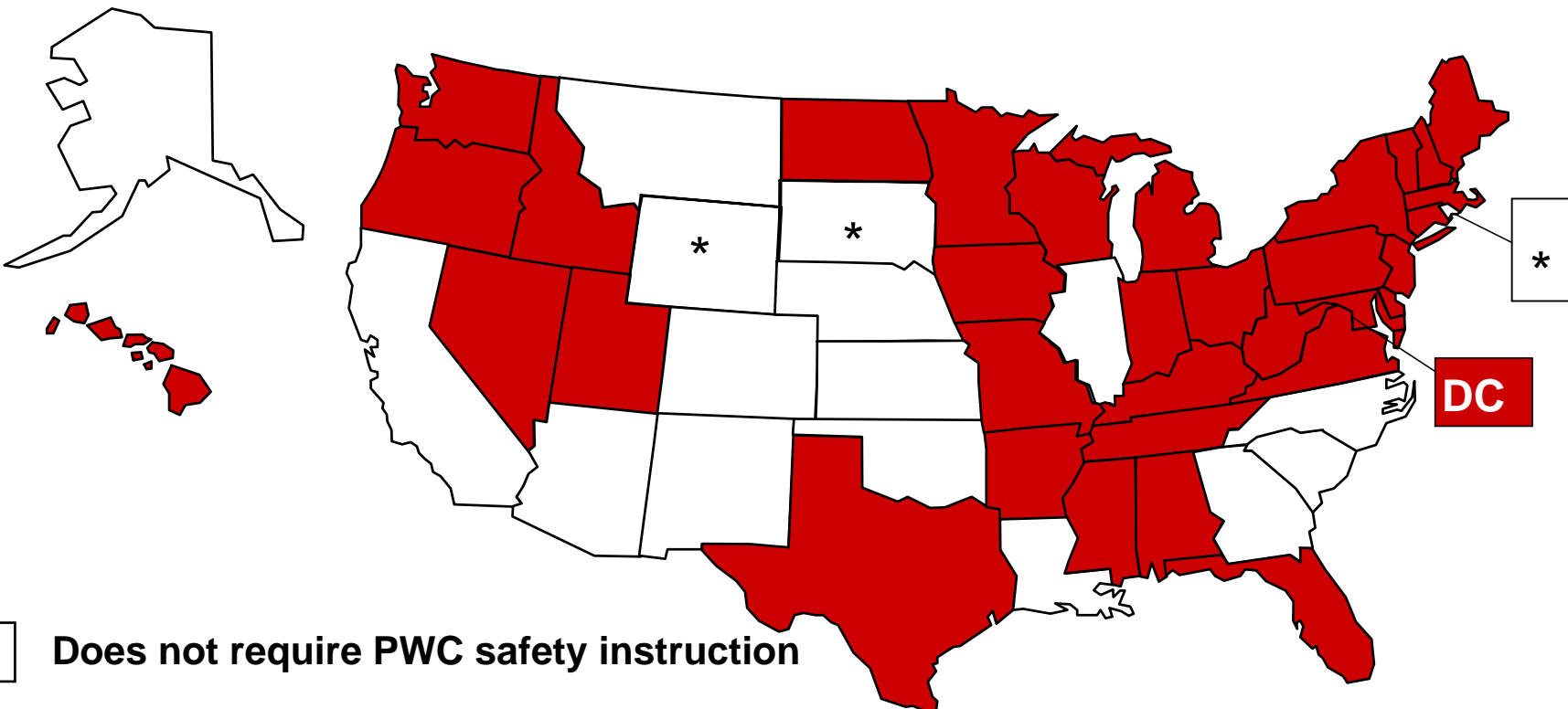
As of September 2005






NTSB MOST WANTED

Transportation Safety Improvements

Pre-Rental Instruction for PWC Operators



-  Does not require PWC safety instruction
-  No PWC rental operations or Operators voluntarily provide instruction
-  Requires PWC safety instruction

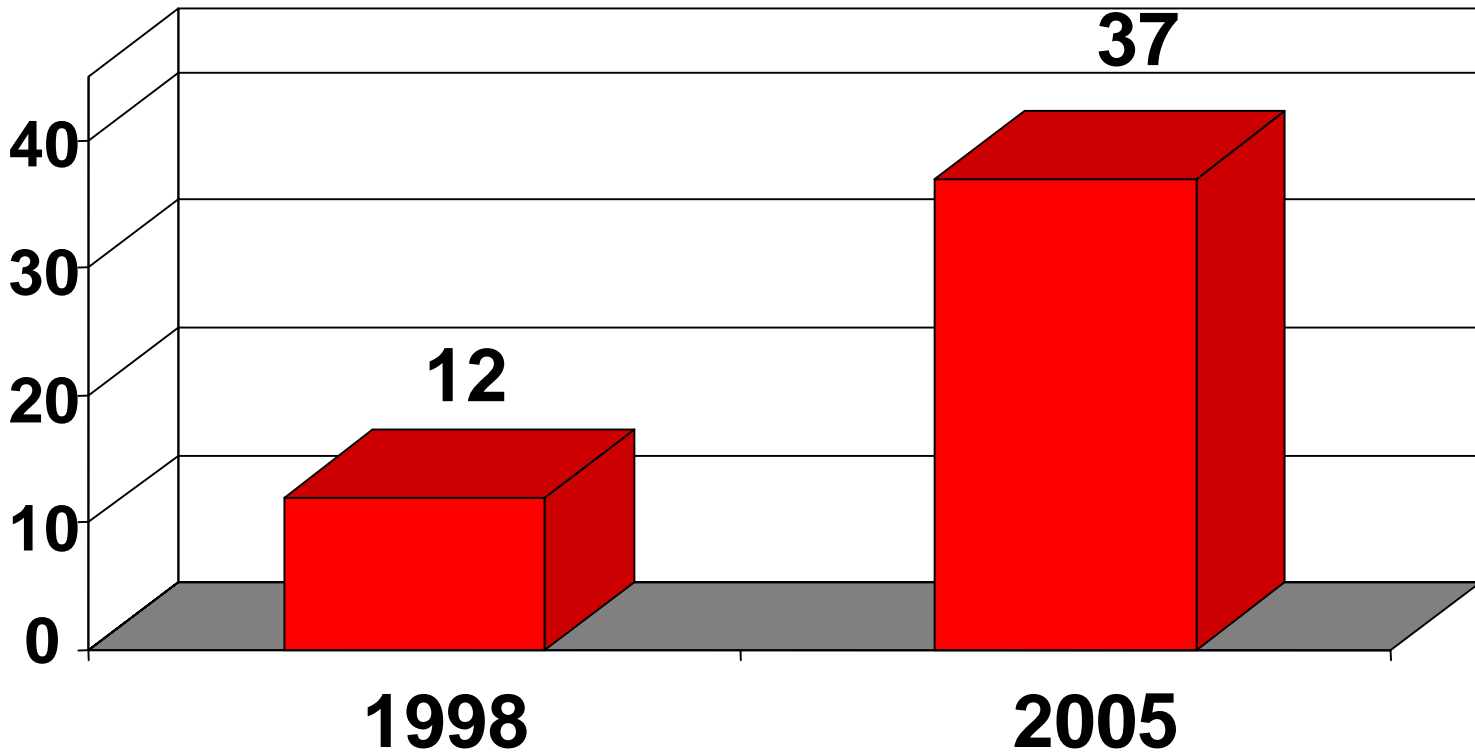
As of September 2005



NTSB MOST WANTED

Transportation Safety Improvements

PWC Rental Education Requirement





Enhance Recreational Boating Safety

Proposed Action on this Issue Area

- Reclassify M-93-1 as recommended
“Open—Acceptable Response” for 3 States (**CA, MN and SC**).
- Reclassify M-98-101
“Closed—Unacceptable Action” for **Kansas**.
“Closed—Acceptable Action” for **Washington**.
“Closed—No Longer Applicable” for **American Samoa**.
- Vote to keep the issue area *Enhance Recreational Boating Safety* on the Most Wanted List.



NTSB **MOST WANTED**

Transportation Safety Improvements

Vote to adopt the report